

RAVEN-EYE®

New Generation Open Channel Non-Contact Radar Flow Meter



The RAVEN-EYE® is the newest non-contact RADAR area/velocity flow meter for open channel flow measurements from FLOW-TRONIC. The new sensor combines advanced digital Doppler radar velocity sensing technology with most modern and powerful DSP processor technology allowing a patent pending self-learning average velocity calculation. The need for empirical models or time consuming site calibration become obsolete.

Use the RAVEN-EYE® in combination with the RTQ flow logger series for portable monitoring and for permanent monitoring with the IFQ MONITOR™ or UNI-TRANS™ which display flow rate, velocity, level and much more.

The RAVEN-EYE® provides the user with highly accurate flow measurements under a wide range of flow and site conditions. By measuring the velocity of the fluid above the water surface, the RAVEN-EYE® eliminates accuracy and reliability problems inherent with submerged sensors, including sensor disturbances and sensor fouling.

The RAVEN-EYE® is ideal for monitoring flows from corrosive liquids or with high solids content.

Technical Specifications

The RAVEN-EYE® is a universal non-contact level/velocity flow sensor that can be connected to the RTQ flow logger series or the IFQ MONITOR™ and UNI-TRANS™ monitor & transmitter. Optionally it can also be connected to any device using the Modbus ASCII communication protocol.

Velocity Measurement

Method	Radar
Range	±0,15 to ±15 m/s (bi-directional)
Accuracy	±0,5%, + zero stability
Zero Stability	±0,02 m/s
Resolution	0,001 m/s

Optional Combined Level Measurement (Ultrasonic)

Method	Ultrasonic pulsed echo
Range	0,00 to 1,75 m (with ULS-02/RAV-0002) 0,00 to 5,75 m (with ULS-06/RAV-0006)
Accuracy	±0,2% of reading (with ULS-06/RAV-0006) ±0,3% of reading (with ULS-02/RAV-0002) Includes non-linearity and hysteresis
Temp. Error	max. 0,04%/K
Resolution	1 mm

Optional Combined Level Measurement (Radar)

Method	Radar
Range	0,01 to 15 m
Accuracy	±2 mm of reading
Resolution	1 mm

Optional Separate Level Measurement

Method:	Any 4-20 mA loop powered sensor
---------	---------------------------------

Flow Measurement

Method Conversion from surface velocity measurement to average velocity based on patent pending self-learning model using velocity distribution measurements.

Conversion of water level and pipe size to fluid area. Multiplication of fluid area by average velocity to obtain the flow rate.

Conversion Accuracy	±5% of reading Assumes pipe is 0 to 90% full
---------------------	-------------------------------------------------

Communication

RS-485 communications port with Modbus ASCII slave communication protocol



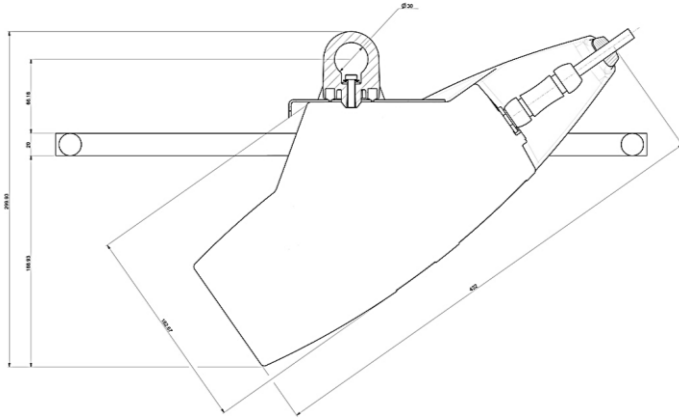
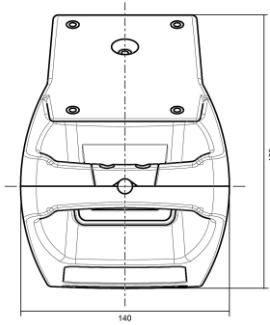
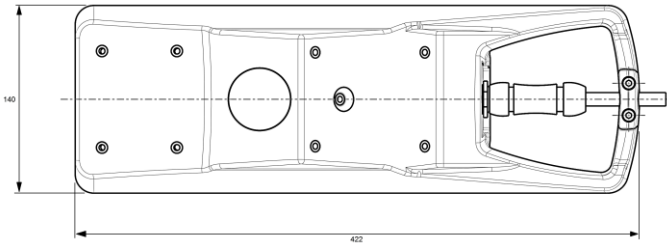
www.flow-tronic.com

Rue J.H. Cool 19a | B-4840 Welkenraedt | BELGIUM

Tél.: +32 (0)87 899 799 | Fax: +32 (0)87 899 790

E-mail: info@flow-tronic.com

Technical Specifications



Outputs

4-20 mA

1 for validated surface velocity (vQP) or validated surface velocity including median filter (vQPMF)

Internal Temperature Measurement

Method Digital sensor
Range -40° to 80° C

Internal Humidity Measurement

Method Digital sensor
Range 0 to 100 %

Internal Pressure Measurement

Method Digital sensor
Range 0 to 1500 HPa

Material & Dimensions

Enclosure Polyurethane (PU)
Dimensions 422 mm L, 140 mm W, 183 mm H
Vertical blocking when mounted: 300 mm
Weight 3,85 Kg (without the cable, level sensor and mounting accessories)
Protection rate IP68

Environmental Conditions

Operating temperature range -20° to 50° C
Storage temperature range -30° to 60° C

Certifications

Sensor CE
ATEX II 3G Ex ib IIB T4

Sensor Cable

Material Polyurethane jacketed
Length Standard: 10 m
Optional: 20 m, 30 m or length as needed up to 300 m



FLOW-TRONIC NV

www.flow-tronic.com

*Specifications are subject to change without notice
Updated: May 2016*

Rue J.H. Cool 19a | B-4840 Welkenraedt | BELGIUM
Tél.: +32 (0)87 899 799 | Fax: +32 (0)87 899 790
E-mail: info@flow-tronic.com